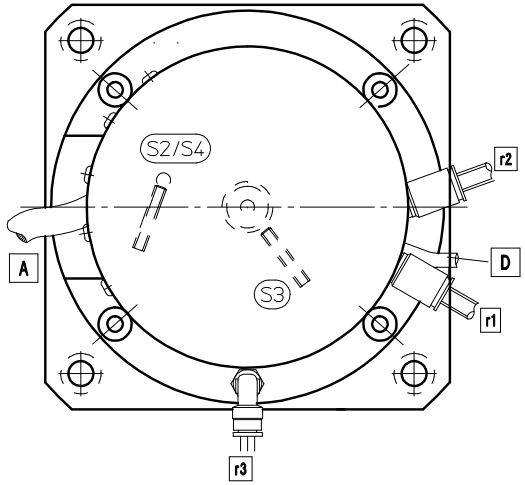

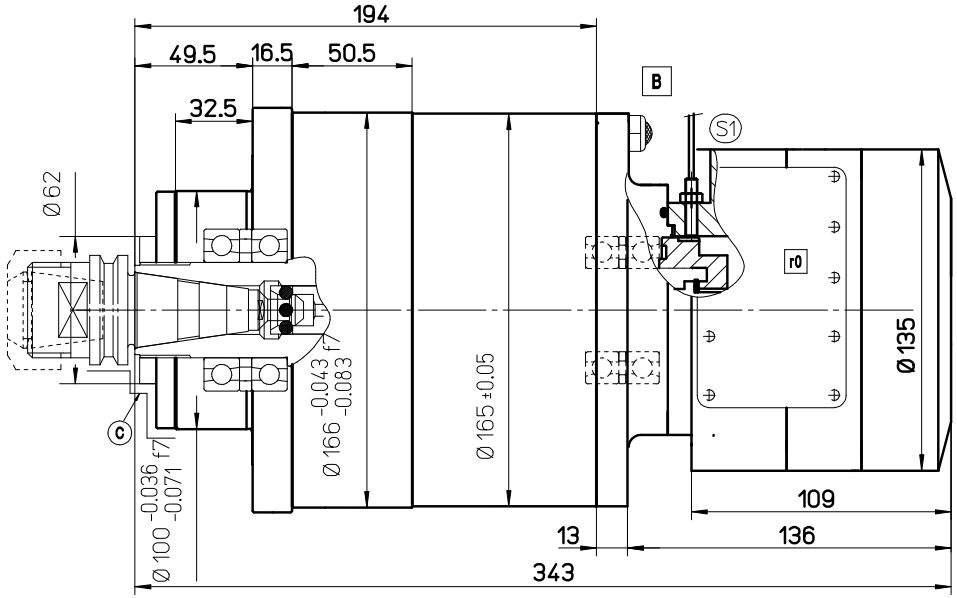

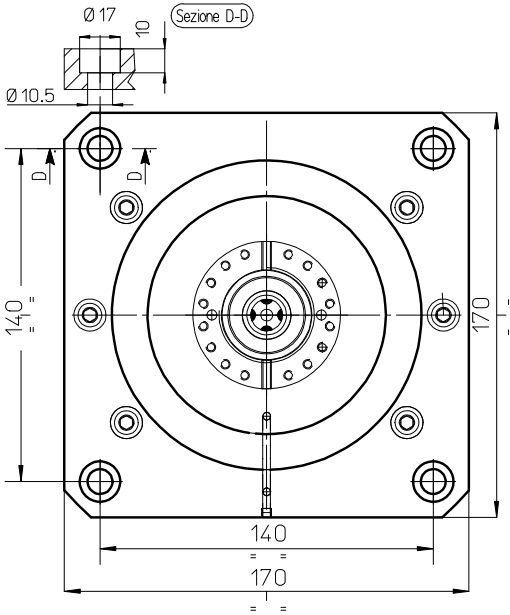

r0	Cilindro PNEUMATICO semplice effetto Pneumatic cylinder Zylinderrucklauf
r1	Entrata PNEUMATICA per mandada cilindro Pressure air inlet for cylinder operation Druckluftanschluss zur Zylinderbetatigung Entrée pneumatique pour refoulement cylindre

r2	Ingresso aria per pulizia cono portaulensile 4 Bar (nipplo 1/8") Air purge for taper cleaning Entrée air nettoyage cône porte-outil 4 Bar Eintritt der Luft für die Sânberung des Kegels des Werkzeughalters +
r3	Aria compressa per tenuta e per raffreddamento Compressed air for seal and for cooling Druckluft für haltung und für kühlung +

A	Uscita cavo elettrico Electrical cable exit Elektro kabel
B	Scarico aria compressa Compressed air outlet entlastung der druckluft
C	Parte rotante Rotary part Rotierender teil
D	Uscita cavi sensori Sensors cables exit Sensor kabel

S1	Proximity per albero fermo Shaft stop proximity Capteur pour l'arrêt de l'arbre Prossimity für den Stillstand der Welle
S2	Proximity per controllo pinza aperta (PNP) Proximity for opened collet's control (PNP) Capteur pour contrôle ouverture de la pince (PNP) Prossimity für die kontrolle der öffneten Spannzange (PNP)
S3	Prossimity per controllo utensile in pinza (PNP) Toolholder check proximity (PNP) Capteur (PNP) Prossimity (PNP)
S4	Proximity per controllo pinza chiusa (PNP) Proximity for closed collet's control (PNP) Capteur pour contrôle fermeture de la pince (PNP) Prossimity für die kontrolle der geschlassenen Spannzange (PNP)

V	HP	HZ	Giri/min rpm upm	A

A termine di legge ci riserviamo la proprieta' di questo disegno. E' vietata qualsiasi riproduzione senza nostra autorizzazione.
Legally we reserve to ourselves the property of this drawing. It is prohibited any reproduction without our authorization.
Dem Gesetze gemaB, behalten wir uns das Eigentum dieser Zeichnung vor . Jeder Abdruck ohne unsere Genehmigung ist verboten.

G. COLOMBO
CARATE BRIANZA (MI)
ITALY

ELETTROMANDRINO
ELECTRIC SPINDLE
ELEKTROSPINDEL

Ingombro: BACCI
RC 135/22 R ISO30 CR PD

DIMENSIONI ESTERNE
OVERALL DIMENSION
AusmaBe

DATA,DATE,Datum	DISEGNATO DA:	CONTROLLATO DA:	APPROVATO DA:	DISEGNO,DRAWING,Zeichnung No.	REV.N°.
09/03/04				301577_IN	02